23

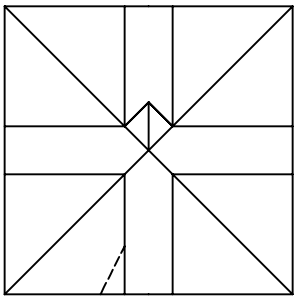

24

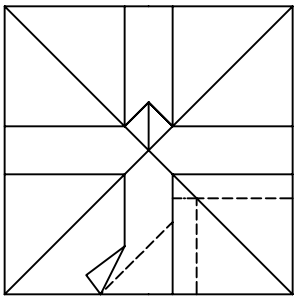

25

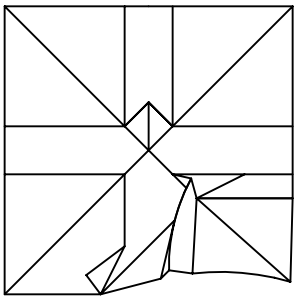

26

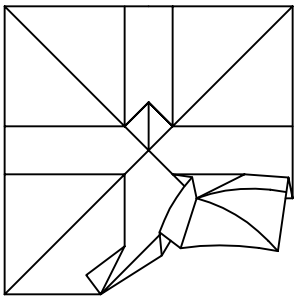

27

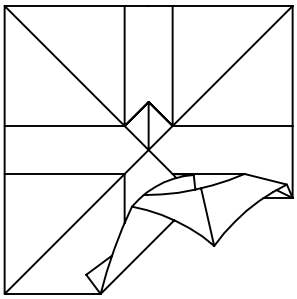

28

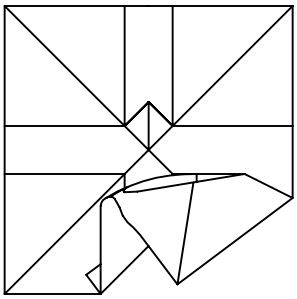

23. Valley fold a corner out of the way. The fold lies above an existing crease.
24. Swing the corner up, by valley folding the 45 degree line and making a rib.
25. Open the right pleat, while keeping the triangle at the root closed.
26. Valley fold the hidden triangle at the right of the pleat. Open the top of the rib.
27. Flatten most of the left triangle. Resolve the far–right creases.
28. Flatten the flap by forming a horizontal crease.